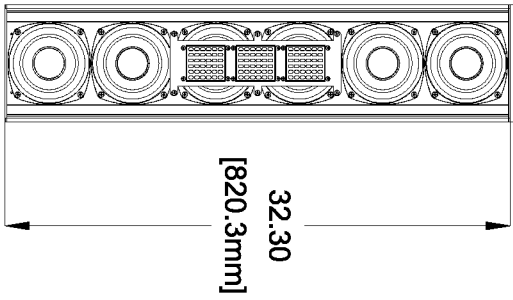




**TOP**

7.50  
[190.5mm]



**FRONT**

32.30  
[820.3mm]

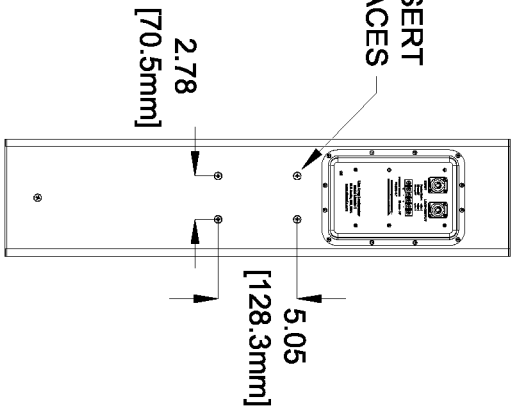


**SIDE**

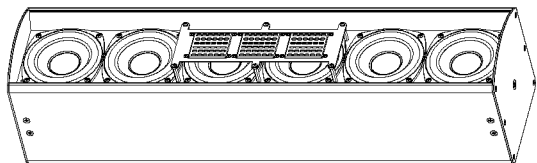
7.97  
[202.4mm]

**M6 x 20 INSERT**

**4 PLACES**



**BACK**



UNLESS OTHERWISE SPECIFIED

1. DO NOT SCALE DRAWING  
2. DIMENSIONS ARE IN INCHES AND MILLIMETERS

TOLERANCE

X/X = ±1/64

XX = ±.03

XXX = ±.010

ANGULAR ±.5°

MATERIAL

FINISH

✓

FINISH

AS SPECIFIED

DRAWN BY

P. SPURLOCK

DATE

05/20/10

APPROVED BY

**SLS LOUDSPEAKERS**

1650 W. JACKSON STREET  
DZARK, MISSOURI 65721  
417-883-4549 Fax: 417-883-2723

MECHANICAL SPECIFICATION

CDA300 CABINET

DWG. NO. W-CDA300

REV. 0

SCALE 1/1

SHEET 1 OF 1

1